

Fondita Sustainable Europe

Morningstar Rating Overall

★★★★

ISIN (B)

FI4000024492

Domicile

Finland

Base Currency

Euro

Fund Description

Fondita Sustainable Europe is an equity fund that invests in shares of publicly traded European companies that through their activities promote sustainable development. The fund invests in companies that through their products or services are optimally positioned to achieve a world with lower CO2-emissions and a more efficient use of our natural resources. The fund is managed by Marcus Björkstén and Janna Haahntela.


Performance

	Return (%)	Return (%)	Return (%) p.a.
1 month	-1,64	3 Years	59,13
3 months	0,68	5 Years	50,89
6 months	-10,45	10 Years	141,66
YTD	-12,24	Since start	144,02
1 Year	-11,10		8,42
	Std Dev (%)	Sortino Ratio	Sharpe Ratio
3 Years	23,17	1,26	0,81
5 Years	20,35	0,80	0,53
10 Years	16,63	0,94	0,63
Since start 19.5.2011	17,37	0,85	0,56

Performance
Investment Growth

Time Period: 20.5.2011 to 31.5.2022


Fondita Sustainable Europe B

244,0

MSCI Europe NR EUR

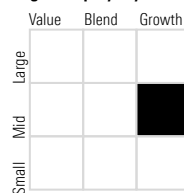
208,6

Monthly Returns

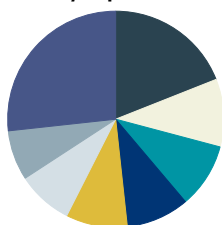
	Jan	Feb	Mar	Apr	May	Jun	Jul	Aug	Sep	Oct	Nov	Dec	Year
2022	-12,17	-0,75	5,43	-2,91	-1,64								-12,24
2021	3,15	-3,81	4,68	1,19	0,98	0,74	-1,10	6,60	-5,99	5,35	-5,62	2,03	7,51
2020	2,12	-6,16	-19,21	12,41	9,90	2,53	7,65	7,67	0,33	-3,08	17,24	9,26	41,60
2019	6,55	3,65	4,41	5,27	-3,18	4,85	0,10	-1,92	2,62	3,30	3,99	4,97	39,98
2018	4,19	-2,39	-5,65	3,64	3,96	-2,03	1,32	-0,74	-0,96	-10,70	-1,05	-7,80	-17,80
2017	2,32	0,82	0,39	3,61	1,50	-2,25	-0,56	-2,12	4,16	0,61	-4,06	2,62	6,92
2016	-9,71	-0,82	3,43	0,22	3,60	-5,95	5,24	1,57	2,65	-3,34	-0,15	5,82	1,35
2015	6,61	5,96	3,25	-0,51	2,96	-4,58	1,28	-6,81	-3,15	4,51	4,92	-0,02	14,24
2014	-2,52	3,02	0,56	0,01	2,97	-1,10	-6,89	0,85	-3,32	-1,06	3,57	3,31	-1,16
2013	2,67	3,81	2,22	-1,67	0,16	-4,14	3,97	-0,62	2,74	1,84	4,03	0,33	16,06
2012	9,35	7,05	1,66	2,74	-5,59	-3,04	6,07	1,53	0,42	2,35	3,57	-0,40	27,79
2011	—	—	—	—	—	-3,52	-2,85	-10,45	-7,94	12,32	-2,70	4,35	—

Portfolio
Top Holdings

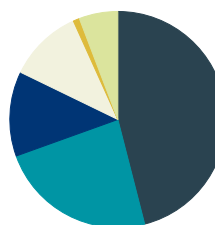
	Sector	%
Orsted A/S	Utilities	6,35
Vestas Wind Systems A/S	Industrials	5,85
Rockwool AS Class B	Industrials	3,90
Schneider Electric SE	Industrials	3,83
Befesa SA Bearer Shares	Industrials	3,73
Hexacon AB Class B	Technology	3,71
Vaisala Ovi Class A	Technology	3,62
Johnson Matthey PLC	Basic Materials	3,62
Recticel SA	Basic Materials	3,45
Borregaard ASA	Basic Materials	3,39

Equity Style
Morningstar Equity Style Box™

Market Cap

Market Cap	%
Market Cap Giant %	4,1
Market Cap Large %	27,9
Market Cap Mid %	28,5
Market Cap Small %	28,0
Market Cap Micro %	11,5

Country Exposure


Country	%
Denmark	19,0
Norway	10,1
Germany	9,7
Sweden	9,5
Finland	9,2
Belgium	8,3
Great Britain	7,5
Other	26,7
Total	100,0

Portfolio Sectors


Sector	%
Industrials	46,0
Materials	23,5
Information Technology	12,7
Utilities	11,1
Energy	1,0
Cash	5,8
Total	100,0

Fund Information

Fund value (million euros)	133,0	UCITS	Yes
A-unit NAV	139,3590	A-unit (return) ISIN	FI4000024484
B-unit NAV	244,0226	B-unit (growth) ISIN	FI4000024492
Subscription fee	0,00 %	Registered for distribution	FI, SE, NO, DE, AT
Redemption fee**	1,00 %	Liquidity	Daily
Management fee*, **	2,00 %	Risk profile	6/7
		Inception date	19.5.2011

The fund prospectus and KIID are available on our website www.fondita.com.

*The calculation formulas are available from the Fund Management Company.

**Total client relationship allow for changes in tariff rate.

The past performance of the investment fund does not provide any guarantee of future results. Depending on market conditions, the fund unit value may rise or fall. The future performance of the fund depends on the development of the markets and the Fund Manager's success with the chosen investments. The fund is euro denominated. Thereby changes in currency values may affect the value of the investments. The fund is not covered by the Deposit Guarantee Fund nor the Investor's Compensation Fund.