

Fondita Healthcare

ESG Report

Q2 / 2023

SFDR Classification

Article 8	Light Green
-----------	-------------

MSCI ESG Rating



AAA	Excellent
AA	Very Good
A	Good
BBB	Average
BB	Satisfactory
B	Weak
CCC	Very weak

Current Responsibility scores

Overall Score	A
Environment	AA
Social	BBB
Governance	A
Percent of portfolio covered	93.0 %

Weighted Carbon intensity (Scope 1&2)

24,1 (t CO₂e/\$M Sales)

% of portfolio with set CO2 reduction targets

82 %

The fund excludes the following industries:

Max 5% of the turnover can be derived from the excluded sector.

Controversial weapons, Weapons, Nuclear power, Tobacco, Alcohol, Gambling, Adult entertainment, Coal, Uranium, GMO, Fossil fuels, Quick Loans, Cannabis, UN Global Compact breaches

ESG Approach

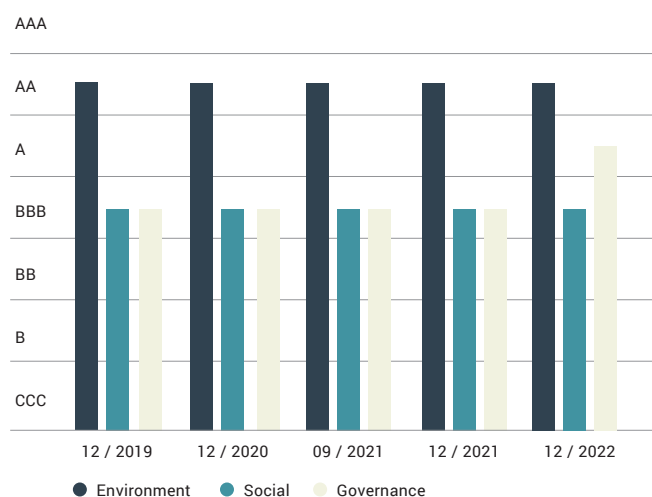
Fondita Healthcare is a global fund which invests in companies with exposure to Healthcare and the most important drivers being an ageing population and a growing middleclass. In addition to the thematic approach the investment process includes both qualitative and quantitative sustainability factors for all holdings. The fund excludes companies with exposure to sectors we perceive as unsustainable or unethical, as well as companies that have severe UN Global Compact breaches. If issues arise regarding ESG we engage through direct dialogue with management. If issues are not properly addressed, we divest the holding.

Portfolio alignment with UN sustainable development goals (SDG)

91,28 % of portfolio covered by data

Operational		Product	
GENDER EQUALITY SDG5	89 %	NO POVERTY SDG1	58 %
DECENT WORK & ECONOMIC GROWTH SDG9	73 %	GOOD HEALTH & WELLBEING SDG3	58 %
CLIMATE ACTION SDG13	73 %		
REDUCING INEQUALITIES SDG10	62 %		

Development of fund's responsibility scores



Rating distribution

Rating	Amount
AAA	13 %
AA	40 %
A	15 %
BBB	24 %
BB	0 %
B	0 %
CCC	0 %
No rating	7 %

Portfolio top 10 holdings

Rank	Company	Sector	Portfolio Weight	ESG Rating
1	NOVO NORDISK	Health Care	5,25 %	AAA
2	ELI LILLY AND COMPANY	Health Care	5,10 %	AA
3	STRYKER CORPORATION	Health Care	4,97 %	BBB
4	ASTRAZENECA PLC	Health Care	4,93 %	AA
5	BOSTON SCIENTIFIC CORPORATION	Health Care	4,67 %	BBB
6	SIEGFRIED HOLDING AG	Health Care	4,49 %	AA
7	HOLOGIC INC	Health Care	4,03 %	AA
8	LONZA GROUP AG	Health Care	3,78 %	AAA
9	ZIMMER BIOMET HOLDING	Health Care	3,61 %	AA
10	MEDTRONIC PLC	Health Care	3,51 %	BBB

Sustainability Impact

Revenue exposure to sustainable impact solutions

90,40 % of portfolio covered by data

BASIC NEEDS

16,0 %

EMPOWERMENT

0 %

CLIMATE CHANGE

0 %

NATURAL CAPITAL

0 %

TOTAL SUSTAINABLE IMPACT

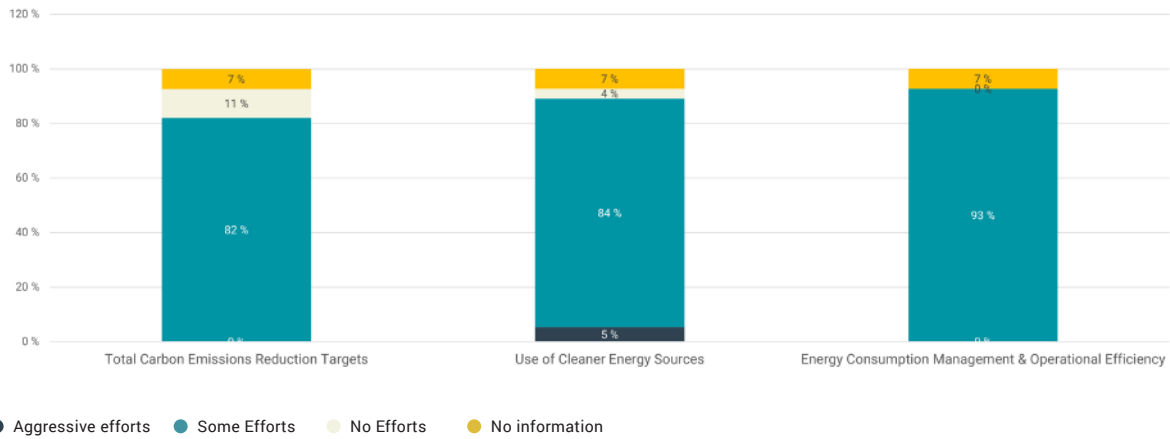
16,10 %

Rank	Company	Portfolio Weight	Theme
1	NOVO NORDISK	4,70 %	Disease Treatment
2	ELI LILLY AND COMPANY	3,20 %	Disease Treatment
3	JAZZ PHARMACEUTICALS PLC	2,00 %	Disease Treatment
4	HOLOGIC INC	1,30 %	Disease Treatment
5	LABORATORIOS FARMACEUTICOS	1,20 %	Disease Treatment

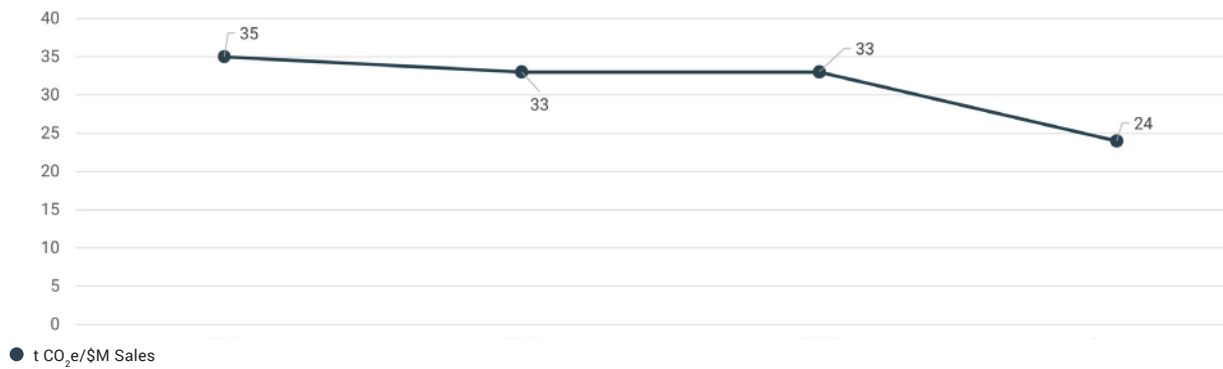
Carbon Metrics

Energy Initiatives

92,9% of portfolio covered by data



Weighted Carbon Intensity Trend of Current Holdings



Portfolio Holdings with Highest Weighted Carbon Intensity

Rank	Company	Sector	Country	Portfolio Weight	CO ₂ Intensity	CO ₂ Risk Management
1	SIEGFRIED HOLDING AG	Health Care	Switzerland	4,49 %	118	Modest
2	LONZA GROUP AG	Health Care	Switzerland	3,78 %	88	Modest
3	MERCK KOMMANDITGESELLSCHAFT	Health Care	Germany	1,78 %	70	Modest
4	ELI LILLY AND COMPANY	Health Care	USA	5,10 %	23	Modest
5	JAZZ PHARMACEUTICALS PLC	Health Care	Ireland	2,00 %	53	Low
6	ZOETIS INC.	Health Care	USA	2,53 %	42	Modest
7	GN STORE NORD A/S	Consumer	Denmark	2,60 %	34	Low
8	MEDICOVER AB	Health Care	Sweden	2,14 %	41	Modest
9	MITHRA PHARMACEUTICALS	Health Care	Belgium	0,42 %	151	Low
10	ZIMMER BIOMET HOLDING	Health Care	USA	3,61 %	16	Modest

SFDR-Classification

SFDR aims to increase transparency on how financial market participants integrate sustainability into their investment decisions and recommendations. It introduces a classification system with new disclosure requirements for investment products.

Dark Green (Article 9) – The fund has sustainability as their objective.

Light Green (Article 8) – The fund promotes environmental or social characteristics, or a combination.

Grey (Article 6) – Funds which do not integrate any kind of sustainability into the investment process.

MSCI ESG Rating

MSCI assesses thousands of datapoints across 35 ESG Key Issues, focusing on the intersection between a company's core business and the industry issues that can create significant risks and opportunities for the company. Companies are rated on a AAA-CCC scale relative to the standards and performance of their peers. Issue scores and weights combine to overall ESG rating. E, S and G scores are also calculated separately.

Carbon Reduction Targets

This number indicated the percentage of holdings that have a set carbon reduction target as opposed to holdings with no set target. The targets can naturally be very different in terms of aggressiveness. The data is based on MSCI's ESG database.

Carbon Metrics

MSCI ESG Research collects carbon emissions data for the companies in the coverage universe. Data is collected once per year from most recent sources, including annual reports, Corporate Social Responsibility reports or websites. In addition, MSCI ESG Research uses the carbon emissions data reported through CDP (formerly the Carbon Disclosure Project) or government databases when reported data is not available through direct corporate disclosure. When companies do not disclose data, MSCI ESG Research uses proprietary methodologies to estimate emissions.

Carbon Intensity - Carbon Intensity measures the carbon efficiency of a company as total carbon emissions normalized by total sales. At a portfolio level, carbon intensity is the ratio of portfolio carbon emissions normalized by the investor's claims on sales. This method expresses portfolio carbon efficiency and allows investors to know how many emissions per dollar of sales are generated from their investment.

The Carbon Intensity data is based on Scope 1&2 emissions.

Scope 1 – All Direct Emissions from the activities of an organisation or under their control. Including fuel combustion on site such as gas boilers, fleet vehicles and air-conditioning leaks.

Scope 2 – Indirect Emissions from electricity purchased and used by the organisation. Emissions are created during the production of the energy and eventually used by the organisation.

Sustainable Impact Solutions - Revenue exposure to Sustainable Impact Solutions reflects the extent to which company revenue is exposed to products and services that help solve the world's major social and environmental challenges. It is calculated as a weighted average, using portfolio or index weights and each issuer's percent of revenue generated from Sustainable Impact Solutions.

Product related and operational SDG alignment of the fund

The MSCI SDG Alignment framework provides 17 SDG Net Alignment scores and 17 SDG Net Alignment assessments (including Strongly Aligned, Aligned, Neutral, Misaligned and Strongly Misaligned) for each of the 17 global goals. In addition, the model offers assessments and scores for two dimensions, product alignment and operation alignment, for each company and for each of the 17 goals.

Signatory of:

