

Fondita Sustainable Europe

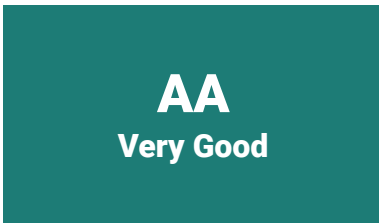
ESG Report

Q1 / 2024

SFDR Classification

Article 9	Dark Green
-----------	------------

MSCI ESG Rating



AAA	Excellent
AA	Very Good
A	Good
BBB	Average
BB	Satisfactory
B	Weak
CCC	Very weak

Current Responsibility scores

Overall Score	AA
Environment	A
Social	BBB
Governance	A
Percent of portfolio covered	86,6 %

Weighted Carbon intensity (Scope 1&2)

95,9 (t CO₂e/\$M Sales)

Taxonomy Eligibility (Revenue)

91,4%

Taxonomy Alignment (Revenue)

55,1%

The fund excludes the following industries:

Max 5% of the turnover can be derived from the excluded sector. Controversial weapons, Weapons, Nuclear power, Tobacco, Gambling, Adult entertainment, Coal, Uranium, Fossil fuels, Quick Loans and Recreational Cannabis. Companies which have verified breaches of UN Global Compact, DNSH EU Taxonomy and OECD guidelines for multinational enterprises are excluded.

Environmental Certificates

The investment process has been audited by a 3rd party. Read more about the Nordic Swan Ecolabel at www.svanen.se/en/funds and the Austrian ecolabel here: www.umweltzeichen.at



ESG Approach

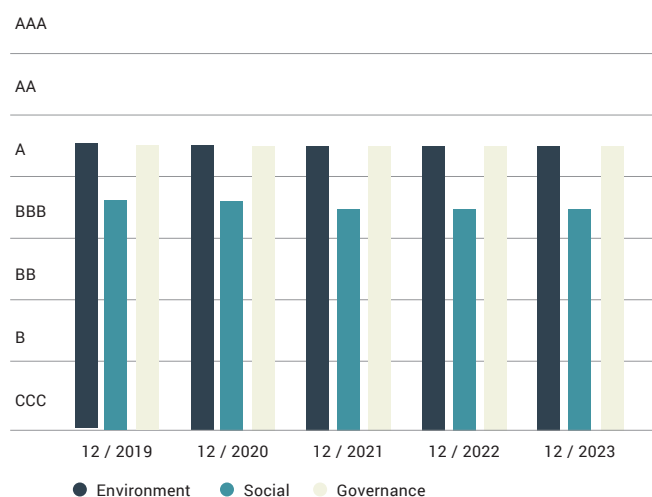
Fondita Sustainable Europe invests in attractively valued European companies that have a product or service which enables reaching lower CO₂ emissions and more efficient use of natural resources. In addition to the environmentally focused thematic approach the investment process includes both qualitative and quantitative sustainability factors. The objective is to have holdings with a positive impact on environmental issues via their product/service, as well as their operations. The fund excludes companies with exposure to sectors we perceive as unsustainable or unethical, as well as companies that have verified global norms breaches. If issues arise regarding ESG we engage through direct dialogue with management. If issues are not properly addressed, we divest the holding.

Portfolio alignment with UN sustainable development goals (SDG)

84,69% of portfolio covered by data

Operational		Product	
GENDER EQUALITY SDG5	77 %	RESPONSIBLE CONSUMPTION & PRODUCTION SDG12	58 %
CLIMATE ACTION SDG13	71 %	INDUSTRY INNOVATION & INFRASTRUCTURE SDG9	51 %
DECENT WORK & ECONOMIC GROWTH SDG8	68 %	CLIMATE ACTION SDG13	37 %
AFFORDABLE AND CLEAN ENERGY SDG7	55 %	AFFORDABLE & CLEAN ENERGY SDG7	37 %

Development of fund's responsibility scores



Rating distribution

Rating	Amount
AAA	29%
AA	16%
A	28%
BBB	11%
BB	0%
B	0%
CCC	0%
No rating	16%

Portfolio top 10 holdings

Rank	Company	Sector	Portfolio Weight	ESG Rating
1	PRYSMIAN S.P.A	Industrials	5,31%	A
2	HEXAGON AKTIEBOLAG	IT	5,29%	A
3	SCHNEIDER ELECTRIC SE	Industrials	5,13%	AAA
4	NOVOZYMES A/S	Materials	4,91%	AAA
5	BORREGAARD ASA	Materials	4,78%	A
6	JOHNSON MATTHEY PLC	Materials	4,68%	AAA
7	VERBUND AG	Utilities	4,67%	AAA
8	VESTAS WIND SYSTEMS A/S	Industrials	4,60%	AAA
9	BEIJER REF	Industrials	4,56%	A
10	BEFESA S.A	Industrials	4,27%	BBB

Sustainability Impact

Revenue exposure to sustainable impact solutions

88,4 % of portfolio covered by data

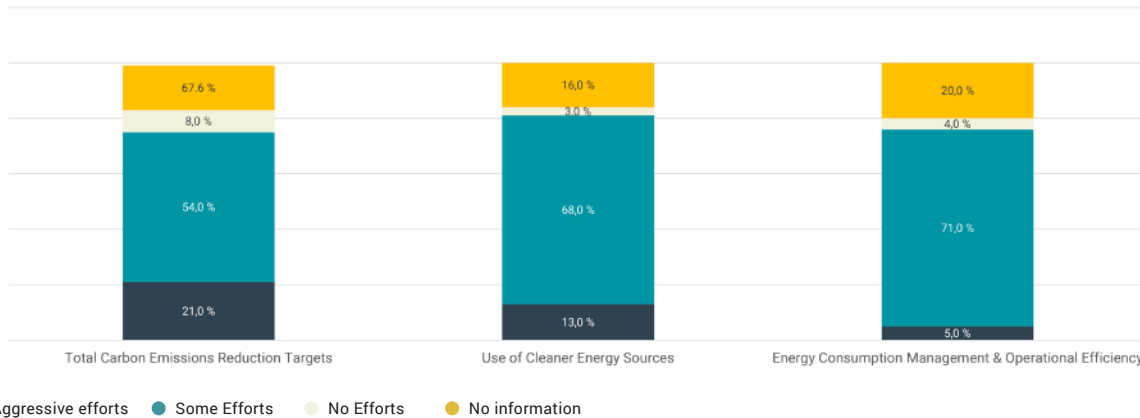
BASIC NEEDS	EMPOWERMENT
0 %	0 %
CLIMATE CHANGE	NATURAL CAPITAL
26,9%	6,8 %
TOTAL SUSTAINABLE IMPACT	
33,6 %	

Rank	Company	Portfolio Weight	Theme
1	VESTAS WIND SYSTEMS	4,6%	Alternative Energy
2	OX2 AB	3,5%	Alternative Energy
3	JOHNSON MATTHEY PLC	3,2%	Alternative Energy
4	VERBIO SE	3,0%	Alternative Energy
5	VERBUND AG	2,7%	Alternative Energy

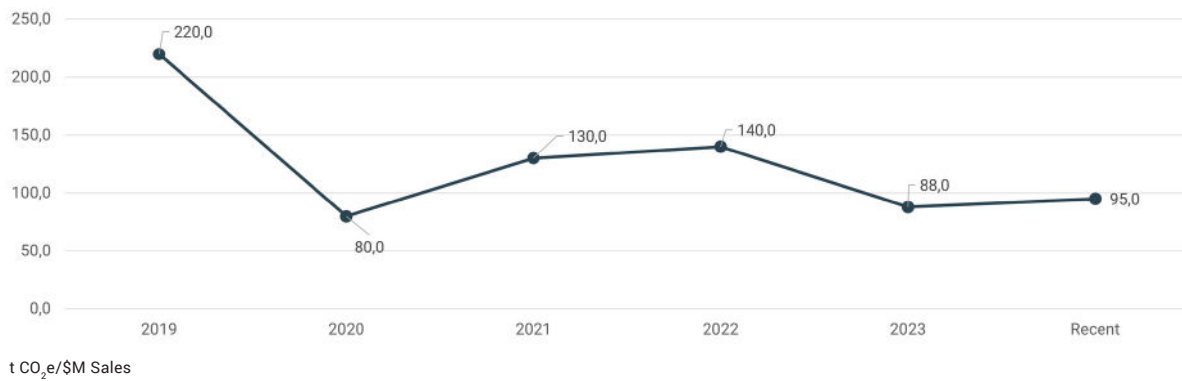
Carbon Metrics

Energy Initiatives

86,80 % of portfolio covered by data



Weighted Carbon Intensity Trend of the Fund



Portfolio Holdings with Highest Weighted Carbon Intensity

Rank	Company	Sector	Country	Portfolio Weight	CO ₂ Intensity	CO ₂ Risk Management
1	BEFESA S.A.	Industrials	Luxembourg	4,27%	859	Modest
2	BORREGAARD ASA	Materials	Norway	4,78%	307	Robust
3	OERSTED A/S	Utilities	Denmark	3,66%	135	Robust
4	SIF HOLDING N.V.	Industrials	Netherlands	2,33%	152	
5	VERBUND	Utilities	Austria	4,67%	74	Modest
6	NOVOZYMES	Materials	Denmark	4,91%	64	Robust
7	CORBION N.V.	Materials	Netherlands	3,19%	91	Robust
8	PRYSMIAN S.P.A.	Industrials	Italy	5,31%	47	Modest
9	VERBIO SE	Energy	Germany	3,07%	80	Modest
10	SIGNIFY N.V.	Industrials	Netherlands	2,87%	43	Modest

Current Environmental Certificates

The fund has 2 environmental certificates, the Nordic Swan Ecolabel and the Austrian Ecolabel. The fund needs to fulfil certain sustainability related requirements in the investment process, transparency and consequently the holdings, to maintain these certificates. The fund is audited annually based on the requirements of the certificates.

The Nordic Swan Ecolabel:

- The fund excludes investments in certain industries and companies that are particularly problematic from a sustainability point of view (please visit our Q&A).
- The fund conducts an extensive ESG (Environmental, Social and Governance) analysis of its potential investments and prioritizes companies that are more sustainable.
- The fund discloses all holdings on a quarterly basis. In addition, the fund publishes an annual report on the sustainability performance of the fund.
- Nordic Ecolabelling encourages active ownership and rewards funds that engage with investee companies.

The Austrian Eco-label:

The Austrian Eco-label for Sustainable Investment Funds is awarded to investment products that comply with the criteria provided in the Eco-label Guideline. The Eco-label certifies ethically oriented projects and companies that generate profits through sustainable investments. Sustainability-themed funds (local and international) can apply for the label.

SFDR-Classification

SFDR aims to increase transparency on how financial market participants integrate sustainability into their investment decisions and recommendations. It introduces a classification system with new disclosure requirements for investment products.

Dark Green (Article 9) – The fund has sustainability as their objective.

Light Green (Article 8) – The fund promotes environmental or social characteristics, or a combination.

Grey (Article 6) – Funds which do not integrate any kind of sustainability into the investment process.

MSCI ESG Rating

MSCI assesses thousands of datapoints across 35 ESG Key Issues, focusing on the intersection between a company's core business and the industry issues that can create significant risks and opportunities for the company. Companies are rated on a AAA-CCC scale relative to the standards and performance of their peers. Issue scores and weights combine to overall ESG rating. E, S and G scores are also calculated separately.

Carbon Reduction Targets

This number indicated the percentage of holdings that have a set carbon reduction target as opposed to holdings with no set target. The targets can naturally be very different in terms of aggressiveness. The data is based on MSCI's ESG database

complimented by our assessment.

Carbon Metrics

MSCI ESG Research collects carbon emissions data for the companies in the coverage universe. Data is collected once per year from most recent sources, including annual reports, Corporate Social Responsibility reports or websites. In addition, MSCI ESG Research uses the carbon emissions data reported through CDP (formerly the Carbon Disclosure Project) or government databases when reported data is not available through direct corporate disclosure. When companies do not disclose data, MSCI ESG Research uses proprietary methodologies to estimate emissions.

Weighted Carbon Intensity – Carbon Intensity measures the carbon efficiency of a company as total carbon emissions normalized by total sales. At a portfolio level, carbon intensity is the ratio of portfolio carbon emissions normalized by the investor's claims on sales. This method expresses portfolio carbon efficiency and allows investors to know how many emissions per dollar of sales are generated from their investment. Weighted Carbon Intensity is the sum product of the constituent weights and intensities.

The Carbon Intensity data is based on Scope 1&2 emissions.

Scope 1 – All Direct Emissions from the activities of an organisation or under their control. Including fuel combustion on site such as gas boilers, fleet vehicles and air-conditioning leaks.

Scope 2 – Indirect Emissions from electricity purchased and used by the organisation. Emissions are created during the production of the energy and eventually used by the organisation.

Sustainable Impact Solutions – Revenue exposure to Sustainable Impact Solutions reflects the extent to which company revenue is exposed to products and services that help solve the world's major social and environmental challenges. It is calculated as a weighted average, using portfolio or index weights and each issuer's percent of revenue generated from Sustainable Impact Solutions.

Product related and operational SDG alignment of the fund

The MSCI SDG Alignment framework provides 17 SDG Net Alignment scores and 17 SDG Net Alignment assessments (including Strongly Aligned, Aligned, Neutral, Misaligned and Strongly Misaligned) for each of the 17 global goals. In addition, the model offers assessments and scores for two dimensions, product alignment and operation alignment, for each company and for each of the 17 goals.

Signatory of:

