

Fondita Nordic Small Cap

ESG REPORT SFDR ARTICLE 8

13.04.2026

FUND-LEVEL ESG SUMMARY



SDG ALIGNMENT

OPERATIONAL



PRODUCT

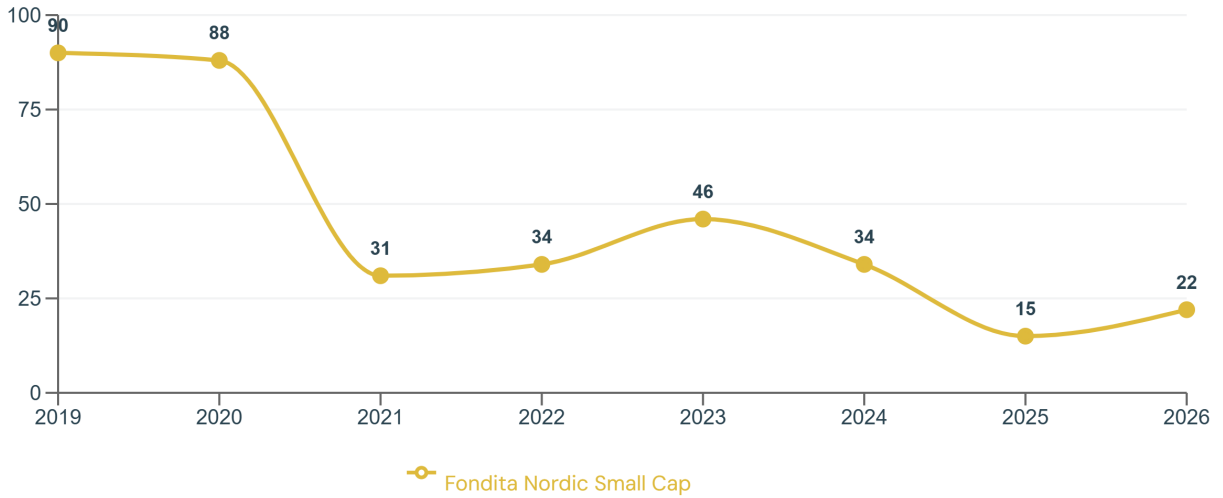


ESG Approach






Fondita Nordic Small Cap invests in small cap companies with a bias towards companies with earnings growth and quality. The investment process includes certain qualitative and quantitative sustainability factors for all holdings, which are presented in detail in the Prospectus.

CARBON INTENSITY TREND

t CO2e/\$M Invested



CARBON & ENVIRONMENTAL RISK

 Weighted Avg Carbon Intensity	22
 Carbon Risk Level	Low
 Fossil Fuel Reserves	0.0%
 High Impact Fossil Fuel Reserves	0.0%
 Exposure to High Water Risk	2.3%

Excluded companies according to Fondita's exclusion policy

The fund excludes companies with exposure to sectors we perceive as unsustainable or unethical, as well as companies that have verified global norms breaches. If issues arise regarding ESG we engage through direct dialogue with management. If issues are not properly addressed, we divest the holding.

Max 5% of the turnover can be derived from the excluded sector. Controversial weapons (any tie) Tobacco, Gambling, Adult entertainment, Fossil fuels, Quick Loans, and Recreational Cannabis. Companies which have verified breaches of UN Global Compact, DNSH EU Taxonomy and OECD guidelines for multinational enterprises are excluded.

INTERNATIONAL NORMS

🌐	Global Compact Violation	0.0%
📄	Human Rights Violation	0.0%
⚖️	Labor Norms Violation	0.0%

BUSINESS INVOLVEMENT

🕒	Controversial Weapons	0.0%
🚭	Tobacco	0.0%
🎰	Gambling	0.0%
🎭	Adult Entertainment	0.0%

SUSTAINABLE IMPACT EXPOSURE



The fund had no holdings which were against international norms or Fondita's exclusion list. As a reference to understand the result, a global index such as MSCI World scores around 5% in terms of Sustainable Impact Exposure.

LARGEST RATED HOLDINGS

COMPANY	ESG RATING	QUALITY SCORE	CARBON RISK
Nordnet AB (publ)	AA	7.4	Very Low
AL Sydbank A/S	AA	8.2	Very Low
OEM International AB	BBB	5.5	Very Low
Loomis AB	BB	4.1	Low
Camurus AB	AA	7.3	Very Low
Beijer Alma AB	BBB	4.3	Low
ALM. BRAND A/S	AAA	8.8	Very Low
Kitron ASA	A	6.3	Very Low
Bufab AB (publ)	AAA	10	Very Low
Systemair Aktiebolag	AA	7.6	Very Low

HOLDINGS BREAKDOWN

COMPANY	SECTOR	WEIGHT
NORDNET AB PUBL	Financials	5.69%
AL SYDBANK	Financials	5.13%
OEM INTERNATIONAL AB-B SHS	Industrials	4.32%
LOOMIS AB	Industrials	4.26%
CAMURUS AB	Health Care	4.12%
BEIJER ALMA AB	Industrials	4.03%
ALM. BRAND A/S	Financials	4.02%
KITRON ASA	Information Technology	3.91%
VAISALA OYJ- A SHS	Information Technology	3.86%
MEDCAP AB	Health Care	3.71%

MSCI ESG Rating MSCI assesses thousands of datapoints across 35 ESG Key Issues, focusing on the intersection between a company's core business and the industry issues that can create significant risks and opportunities for the company. Companies are rated on a AAA-CCC scale relative to the standards and performance of their peers. Issue scores and weights combine to overall ESG rating. E, S and G scores are also calculated separately.

Carbon Reduction Targets This number indicated the percentage of holdings that have a set carbon reduction target as opposed to holdings with no set target. The targets can naturally be very different in terms of aggressiveness. The data is based on MSCI's ESG database complimented by our assessment.

Carbon Metrics MSCI ESG Research collects carbon emissions data for the companies in the coverage universe. Data is collected once per year from most recent sources, including annual reports, Corporate Social Responsibility reports or websites. In addition, MSCI ESG Research uses the carbon emissions data reported through CDP (formerly the Carbon Disclosure Project) or government databases when reported data is not available through direct corporate disclosure. When companies do not disclose data, MSCI ESG Research uses proprietary methodologies to estimate emissions.

Weighted Carbon Intensity Carbon Intensity measures the carbon efficiency of a company as total carbon emissions normalized by total sales. At a portfolio level, carbon intensity is the ratio of portfolio carbon emissions normalized by the investor's claims on sales. This method expresses portfolio carbon efficiency and allows investors to know how many emissions per dollar of sales are generated from their investment. Weighted Carbon Intensity is the sum product of the constituent weights and intensities. The Carbon Intensity data is based on Scope 1&2 emissions. Scope 1 – All Direct Emissions from the activities of an organisation or under their control. Including fuel combustion on site such as gas boilers, fleet vehicles and air-conditioning leaks. Scope 2 – Indirect Emissions from electricity purchased and used by the organisation. Emissions are created during the production of the energy and eventually used by the organisation.

Sustainable Impact Solutions – Revenue exposure to Sustainable Impact Solutions reflects the extent to which company revenue is exposed to products and services that help solve the world's major social and environmental challenges. It is calculated as a weighted average, using portfolio or index weights and each issuer's percent of revenue generated from Sustainable Impact Solutions. Product related and operational SDG alignment of the fund. The MSCI SDG Alignment framework provides 17 SDG Net Alignment scores and 17 SDG Net Alignment assessments (including Strongly Aligned, Aligned, Neutral, Misaligned and Strongly Misaligned) for each of the 17 global goals. In addition, the model offers assessments and scores for two dimensions, product alignment and operation alignment, for each company and for each of the 17 goals.



This report is produced as part of Fondita's voluntary quarterly ESG reporting of the funds. The report includes data from MSCI ESG Research and the results reported, such as ESG rating and carbon performance are assessments completed by MSCI ESG Research. Fondita's funds regulatory relevant reporting such as prospectus and other can be found on our homepage behind the link <https://fondita.fi/en/reports-and-documents/>